



Jac's
River
Adventure







For the kids.



Jac's River Adventure

Design by Joelle Evans

Words by Stephanie Januchowski-Hartley


Activities by Ioanna 'Daphne' Giannoulatou


Contributions from the team at FIRE Lab

Meet Jac!


She's ready for an adventure, what could it be?

Let's find out by following Jac's favourite track
starting from near her home in Swansea.








A stylized illustration of a landscape. In the foreground, a stone bridge with five rectangular segments spans across a light blue river. The bridge is supported by a grey stone structure on the right bank. The background features rolling green hills and several dark green evergreen trees. The sky is a light blue gradient.

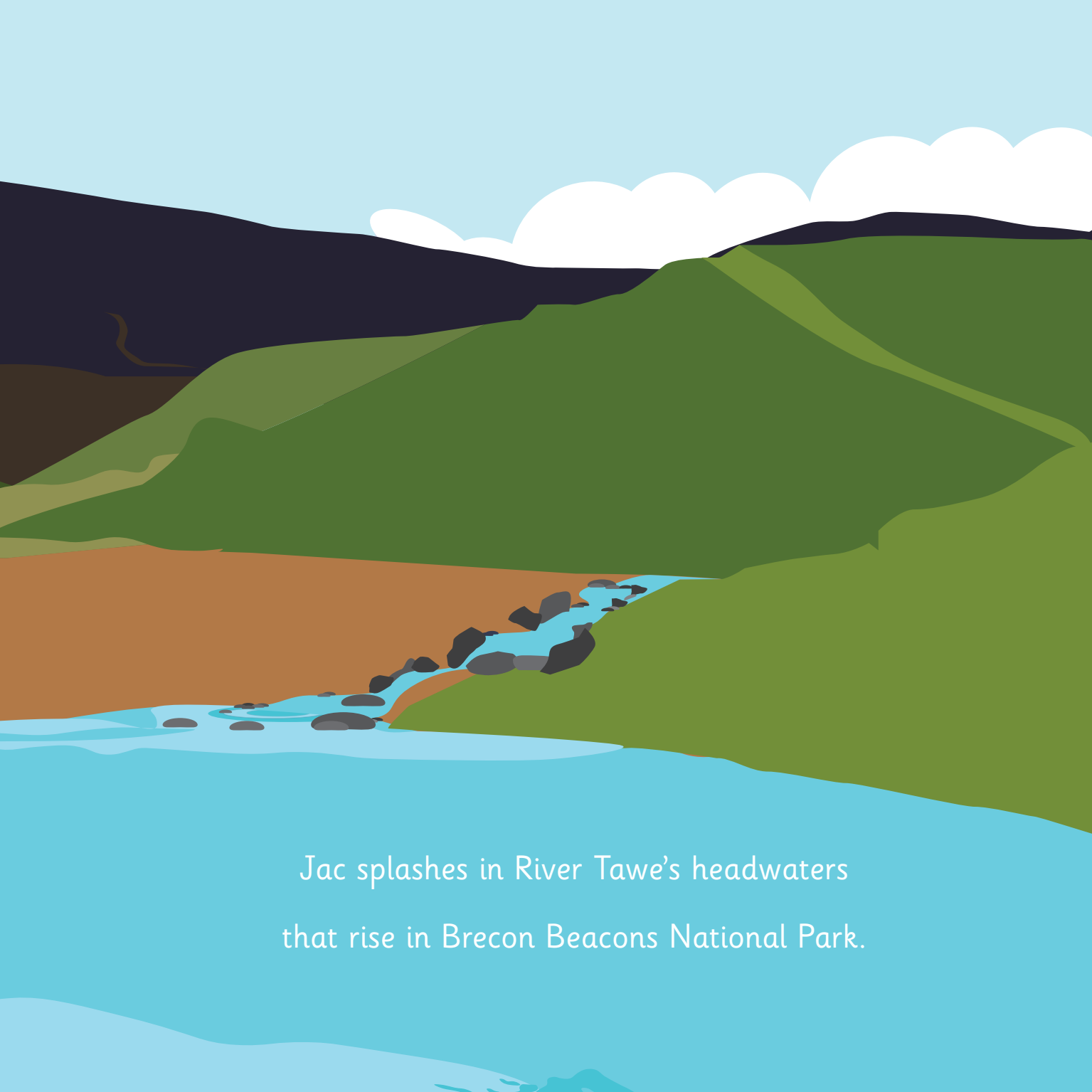
Jac sets off from Swansea to Craig Y Nos
where the river flows below the castle.






Shaking her fur dry as the wind blows
she heads up hills, making grasses rustle.






Jac splashes in River Tawe's headwaters
that rise in Brecon Beacons National Park.



At the source she looks down past boulders
to rolling green hills, cleared and stark.




Jac paddles through runs and riffles
that converge with waters at Abercrave.





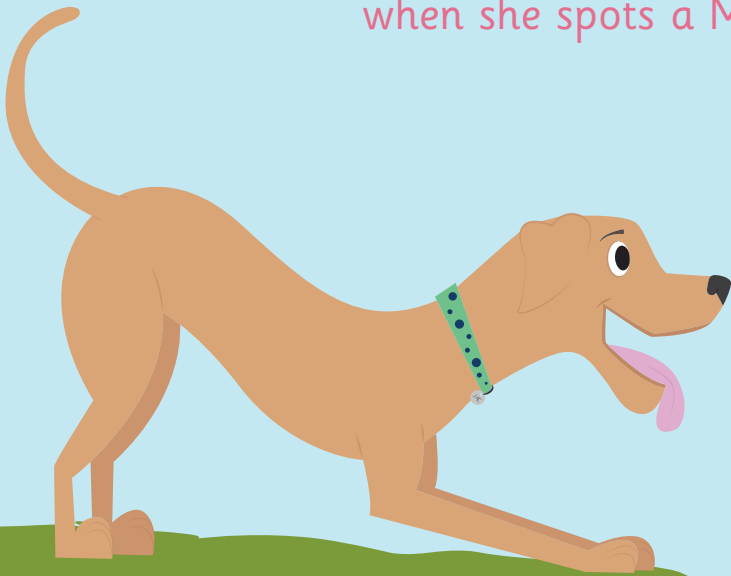
She looks to Cribarth, with its caves and holes
a Sleeping Giant. Did it move? Jac's brave!







Jac follows the riverside path to Clydach
where Swansea Canal plunges to the Tawe with vigour.

Around a few bends, Jac is nearly back
when she spots a Minnow school and Dipper.









Leaving her new friends behind, Jac moves on downstream, nearly home, she smells the sea.

She jumps in, a final swim, the river is gone to salty waters, and Jac's back home, in Swansea.



**We hope you enjoyed
Jac's River Adventure!**





The background is a solid teal color. It is decorated with several stylized bubbles of different sizes and shades of teal and dark blue. Some bubbles have white highlights to give them a 3D effect. There are also wavy lines in teal and dark blue, suggesting water or movement.

Learn more!

Turn the page for
activities to explore!

Names & shapes of my river world

Who am I? Look carefully at the bird, bug, fish, and plant.
Make up a fun name* for each.



*Species common names = Top left: Goosander; Topright: Mayfly larvae; Bottom left: Atlantic Salmon; Bottom right: Water-crowfoot.

Now, draw a wondrous river creature from your imagination.
You can include features of any bird, bug, fish or plant.




What is your creature's super power?

.....

Give a name to your wondrous river creature:

.....



Be like Jac!

Lead your own river adventure!

Lead an adventure along a river and draw “My Local River”.

1. Visit a local river and lead others on an adventure alongside it.
2. Use your senses. Take note of what you see, hear, feel or smell.
3. Think about what you saw, heard, smelt or felt on your visit.
4. Draw a map of your adventure and note where different things happened.
5. Add the name of the river and a title to your map!
6. Take a photo of your map and email it to team@firelabkids.uk.

Stop by firelabkids.uk to see the Local River Map Collection!

Draw your map below:





Jac is a descendant of Swansea Jack, a brave dog said to have saved 27 people from drowning in the River Tawe in the 1930s.



This book is printed on recycled paper and was produced thanks to funding awarded to Stephanie Januchowski-Hartley by the Welsh European Funding Office and European Regional Development Fund Project 80761-SU-140 (West).

Jac is going on an adventure!

Join Jac as she swims and runs from her home to the River Tawe's source and back to the sea.

Learn more and explore your local rivers with the activities inside!

